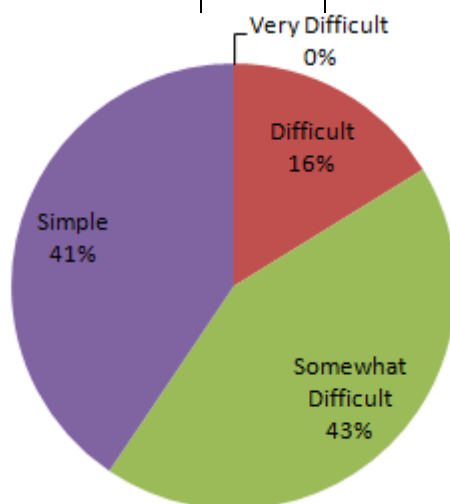


Teachers' Feedback (2017-18)

1. Were the courses difficult to teach?

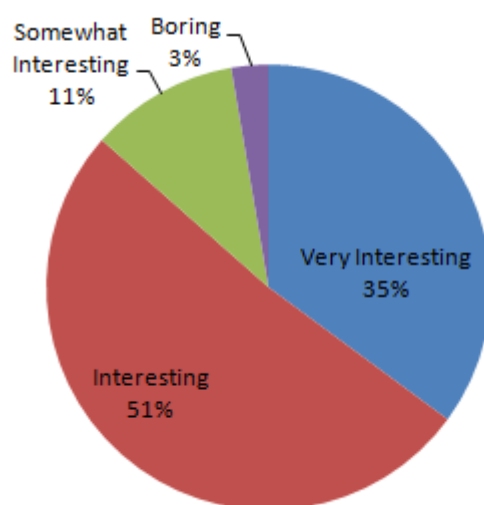
2017-18 (per cent)				
Department	Very Difficult	Difficult	Somewhat Difficult	Simple
English	0.00	0.0	80.0	20.0
Commerce	0.00	27.3	45.5	27.2
Physics	0.00	20.0	40.0	40.0
Chemistry	0.00	0.0	0.0	100.0
Zoology	0.00	33.3	16.7	50.0
BCA	0.00	0.0	0.0	100.0
Psychology	0.00	0.0	100.0	0.0
Overall Percentage	0.00	16.2	43.2	40.5



2. Was the subject matter interesting?

2017-18 (per cent)

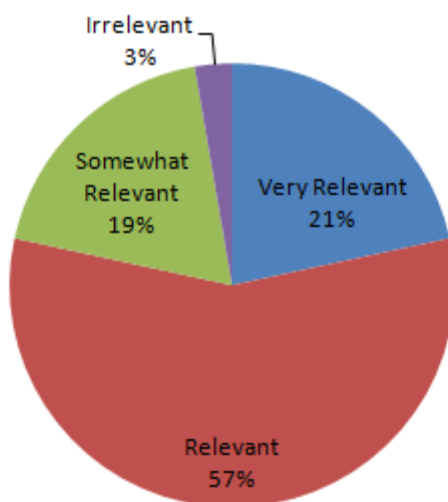
Department	Very Interesting	Interesting	Somewhat Interesting	Boring
English	40.0	20.0	40.0	0.0
Commerce	36.4	54.5	0.0	9.1
Physics	20.0	80.0	0.0	0.0
Chemistry	0.0	50.0	50.0	0.0
Zoology	50.0	33.3	16.7	0.0
BCA	75.0	25.0	0.0	0.0
Psychology	0.0	100.0	0.0	0.0
Overall Percentage	35.1	51.4	10.8	2.7



3. Were the course relevant to the programme offered?

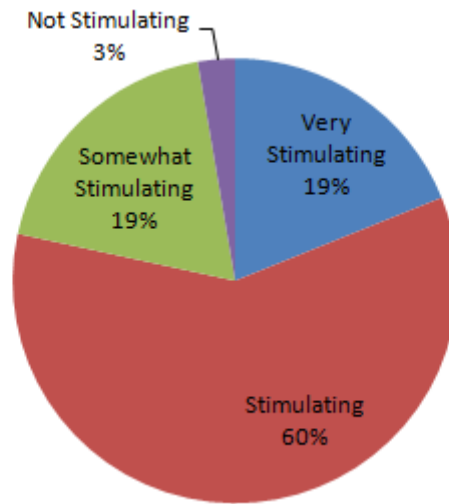
2017-18 (per cent)				
Department	Very Relevant	Relevant	Somewhat Relevant	Irrelevant
English	20.0	60.0	20.0	0.0
Commerce	9.1	72.7	9.1	9.1
Physics	20.0	40.0	40.0	0.0
Chemistry	0.0	100.0	0.0	0.0
Zoology	66.7	0.0	33.3	0.0
BCA	0.0	100.0	0.0	0.0
Psychology	25.0	50.0	25.0	0.0

Overall Percentage	21.6	56.8	18.9	2.7
--------------------	------	------	------	-----



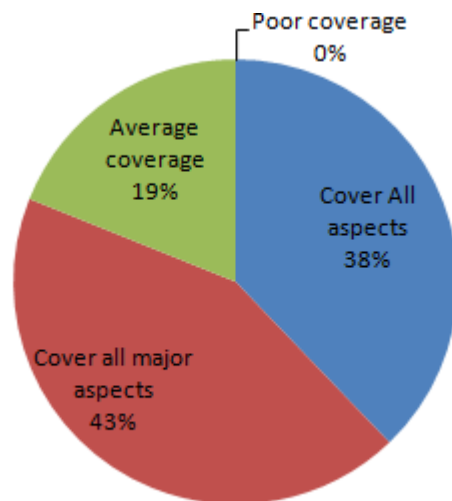
4. Were the courses stimulating to search for further knowledge?

2017-18 (per cent)				
Department	Very Stimulating	Stimulating	Somewhat Stimulating	Not Stimulating
English	40.0	40.0	20.0	0.0
Commerce	18.2	45.5	27.3	9.0
Physics	0.0	60.0	40.0	0.0
Chemistry	0.0	100.0	0.0	0.0
Zoology	50.0	50.0	0.0	0.0
BCA	0.0	100.0	0.0	0.0
Psychology	0.0	75.0	25.0	0.0
Overall Percentage	18.9	59.5	18.9	2.7



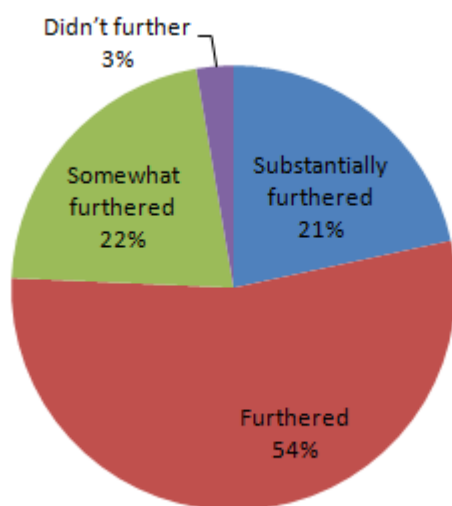
5. Were the courses covered all the aspects to be studied in the area?

2017-18 (per cent)				
Department	Cover All aspects	Cover all major aspects	Average coverage	Poor coverage
English	20.0	60.0	20.0	0.00
Commerce	18.2	45.5	36.4	0.00
Physics	60.0	20.0	20.0	0.00
Chemistry	0.0	100.0	0.0	0.00
Zoology	66.7	16.7	16.6	0.00
BCA	50.0	50.0	0.0	0.00
Psychology	50.0	50.0	0.0	0.00
Overall Percentage	37.8	43.2	18.9	0.00



6. Did the courses further your knowledge?

2017-18 (per cent)				
Department	Substantially furthered	Furthered	Somewhat furthered	Didn't further
English	40.0	20.0	40.0	0.0
Commerce	18.2	54.5	18.2	9.1
Physics	0.0	60.0	40.0	0.0
Chemistry	50.0	50.0	0.0	0.0
Zoology	33.3	50.0	16.7	0.0
BCA	25.0	75.0	0.0	0.0
Psychology	0.0	75.0	25.0	0.0
Overall Percentage	21.6	54.1	21.6	2.7



7. Will you be interested in undertaking further studies in the area?

2017-18 (per cent)				
Department	Very much interested	Interested	Somewhat Interested	Not Interested
English	60.0	0.0	40.0	0.00
Commerce	18.2	36.4	45.4	0.00
Physics	40.0	40.0	20.0	0.00
Chemistry	0.0	100.0	0.0	0.00
Zoology	83.3	16.7	0.0	0.00
BCA	25.0	75.0	0.0	0.00
Psychology	50.0	25.0	25.0	0.00
Overall Percentage	40.5	35.1	24.3	0.00

